

# THE MIND-READING APP USING THE MDECK

powered by mDeck



## ANY CARD @ ANY NUMBER

Steffan Soule  
presents

Download the *Any Card At Any Number* App from these app stores:

iOS



or

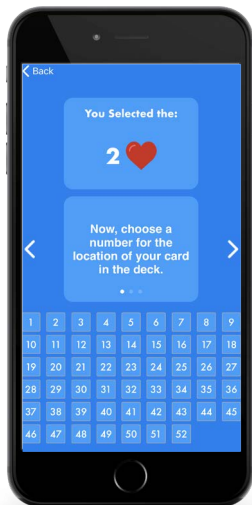
Android



View the *Any Card At Any Number* videos at [steffansoule.com/mdeck](http://steffansoule.com/mdeck)



The cleanest versions of *Any Card At Any Number* require the magician to perform complicated mental math on the spot. At least they used to... The mDeck app secretly does the math for the magician. It displays a fun, interactive visual aid for the spectator to select any card and a number. You could also elect to not show the app and still get the secret!



The app gives you the ability to perform the memorized deck without memorization. You can read minds immediately and perform the greatest card effects using memorized deck techniques! Present famous card magic routines using the mDeck, Mnemonica, Stay Stack & more...

mDeck is more than just an app. It's also a clever NEW stack that allows you to perform many other effects including Further Than That AND Vernon's Poker Deal IMMEDIATELY following Any Card At Any Number. No reset, no deck switch.

# ANY CARD AT ANY NUMBER

## HOW TO USE THE APP AND THE mDECKS

Put the cards in mDeck1 order.  
For Menu 1, use reverse order  
with the 3C (52) on the top (face  
down) and the 4C (1) on the bottom

(the face of the deck). After engaging  
the secret Menu 1, when any card is  
tapped, the next card in the mDeck's  
sequence is displayed!

### mDECK 1 ORDER

mDeck1

1	4♣	11	9♥	21	8♥	31	8♦	41	6♣
2	10♥	12	9♠	22	J♠	32	7♣	42	4♠
3	6♦	13	K♦	23	J♥	33	2♣	43	8♠
4	4♦	14	J♣	24	3♠	34	Q♦	44	5♥
5	5♠	15	10♦	25	7♦	35	K♥	45	K♠
6	9♣	16	10♣	26	8♣	36	A♠	46	3♦
7	3♥	17	A♣	27	Q♣	37	A♦	47	2♦
8	Q♠	18	5♣	28	10♠	38	5♦	48	Q♥
9	J♦	19	2♥	29	4♥	39	A♥	49	6♥
10	2♠	20	9♦	30	6♠	40	K♣	50	7♥
		51		7♠	52		3♣		

See cue cards in app: tap the q menu  
password "qqq"

### ESP MIND READING

Show mDeck1, in reverse order, *as if* it's  
all mixed up:

- Explain the App has the cards all in order so it's easy to locate any card quickly...
- Tap Menu 1 on the secret Menu (as previously shown).
- Have a spectator select any card - face down from the deck.
- Cut the deck where they selected their card so that the card *above* their selected card goes to the *bottom* of the deck.
- Glimpse the bottom card while setting the deck on the table or in the case.
- Scroll to the bottom card in the line up of cards in the App and tap it.
- The spectator's selected card will appear in it's own display window!
- Now you can reveal their selected card in a number of ways!
- Close the display window, and the selected card shows – as if you had tapped it instead of the bottom card!
- Restore the deck to mDeck1 order.

Videos of all the secrets at [steffansoule.com/mdeck](http://steffansoule.com/mdeck):



Further Poker, mDeck1 & 2, eBook or paperback:

TO UNLOCK THE APP, CONTACT YOUR MAGIC DEALER. IF YOU PURCHASED A MAGICIAN'S LOGIN,  
THE QR CODE IS IN THE RECTANGLE BELOW OR IN YOUR EMAIL:



powered by mDeck

# EXTRAS: ANY CARD AT ANY NUMBER APP Q CARDS

[mDeck1] + [mDeck2]

FTFTT: 11-19 count to table, add their 2 digits; pick up stack: count that much further into stack; last cd = T.C.; keep it on top of stack, cover it with the remainder of stack. Place stack back on top; 2 cds to bottom. Spell T.C. 4 should be A so count 4. Show A. Reveal 4s.

RESET for POKER: Gather Stack w/ 10S on top; pull Aces: shift 10S to AS spot. Cut @ 9H, crimp. 'Haymoe' 1234 from top to below crimped 9H before putting 123 Aces on Top & 1 on Bottom (btm). 11 reverse to top. 4rvrs to btm. 5rvrs to btm. 1 to btm. 5rvrs to btm. Deal 5 hands. Show Aces. Collect, make sure all 4 aces on top of stack but A.S. is lowest (4<sup>th</sup>). Place UN-Dealt on top. Deal 5 hands. Show. Trade: 1 to 1<sup>st</sup>, 1 to 2<sup>nd</sup>, 0 to 3<sup>rd</sup>, 3 to 4<sup>th</sup>, 1 to 5<sup>th</sup>!

The app displays the q menu which reveals extra cue cards for extra powerful routines using the memorized deck.

See [steffansoule.com](http://steffansoule.com) for video or written instructions.





The q card for mDeck1 and 2 starting with "FTFTT" on the left is for the steps involved with the entire Further/Poker routine!

Use the count red/black q card to determine how many cards the spectator cut and how many of those cards are red and how many are black!

Use the A-K / C.H.S.D. q card to call out the number down for any card.

mDeck 1					
COUNT	RED	BLACK	COUNT	RED	BLACK
15	8	7	26	13	13
16	8	8	27	13	14
17	8	9	28	13	15
18	8	10	29	14	15
19	9	10	30	14	16
20	10	10	31	15	16
21	11	10	32	15	17
22	11	11	33	15	18
23	12	11	34	16	18
24	12	12	35	17	18
25	13	12			

mDeck1

				
A	17	39	36	37
2	33	19	10	47
3	52	7	24	46
4	1	29	42	4
5	18	44	5	38
6	41	49	30	3
7	32	50	51	25
8	26	21	43	31
9	6	11	12	20
10	16	2	28	15
J	14	23	22	9
Q	27	48	8	34
K	40	35	45	13

# ANY CARD AT ANY NUMBER

APP FOR MDECK, THE MEMORIZED DECK

PERFORM THE MEMORIZED DECK  
WITHOUT MEMORIZATION  
MENU 1 IS FREE  
USE IT RIGHT AWAY

In App card reveals for free. The greatest card effects using memorized deck techniques! Present famous card magic routines using the mDeck, Mnemonica, Stay Stack & more...

MDECK@STEFFANSOULE.COM

WWW.STEFFANSOULE.COM

## WHAT YOU GET

Download and Use the  
“Any Card At Any Number” App  
for FREE. Purchase a  
Magician’s Login when you’re ready.

At half the cost as for non-magicians,  
for one device, for educational purposes,  
the Magician’s Login is perfect for  
the mem-Deck student or pro.

Limited to one device:  
but the Magician’s Login unlocks *all*  
the Menus and *all* Six Decks on your  
device so you can study and perform  
the greatest card magic ever revealed.

FREE (no purchase necessary)

- Menu 1 is unlocked: Reveal their chosen cards on the device screen!
- Prove you have ESP as if you had the deck memorized!

## PERFORM THE ROUTINES OF THE CARD MASTERS

- *Harry Lorayne’s Further than Further than That* and *Vernon’s Poker Demonstration*: (mDeck1 and 2).
- Incredible infamous card routines are performed with the 6th deck: Stay Stack
- Routines with Mnemonica and the other memorized decks are too numerous to mention! This app runs deep into card magic!

## UNLOCK THE APP

Download the *Any Card At Any Number* App from these app stores:

iOS


or

Android



How to get to the hidden, secret Menu when the *app is first opened*:

- Tap the red button on the welcome page
- Scroll to the end of the cards (King of Spades)
- Swipe up over the King of Spades
- See this secret Menu:



To unlock the app for one device, open the app and go to the secret menu, tap the info (i) in the center, near the top.

Tap the Magician’s Login menu at the bottom of the Options list.

Use your device to scan your QR code (or type in the numeric code). The Magician’s Login will disappear once the app is unlocked.

\*ALL MENUS UNLOCKED:

Menus 2, 3 and 4: Two Cards at Two Numbers, ESP Card Reveals, Any Card At Any Number AND All Six Decks: Steffan Soule’s Original mDeck1, Steffan Soule’s Super mDeck2, Tamariz mDeck3, Mulholland mDeck4, Stebbins mDeck5 and Stay Stack mDeck6. +More decks coming.

\*Photo overlay requires additional in app purchase.